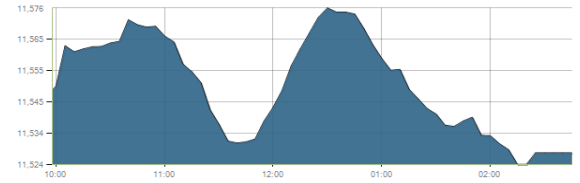




Indices intraday trends

EGX 30

مؤشر EGX 30  
اليوم - 08/02/2022

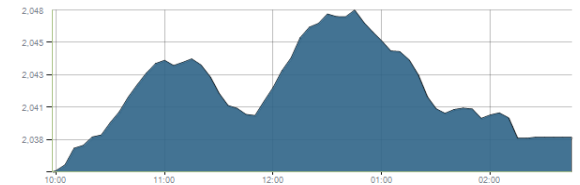


Key Levels

Support 1	11440	Resistance 1	11675
Support 2	11200	Resistance 2	11900

EGX 50 EWI

مؤشر EGX 50 EWI  
اليوم - 08/02/2022

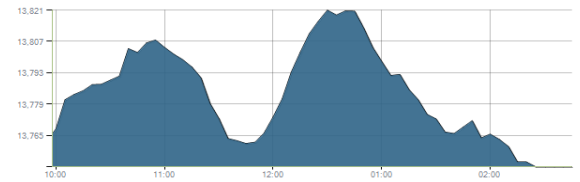


Key Levels

Close		2038.44	
Support 1	1990	Resistance 1	2060
Support 2	1940	Resistance 2	2150

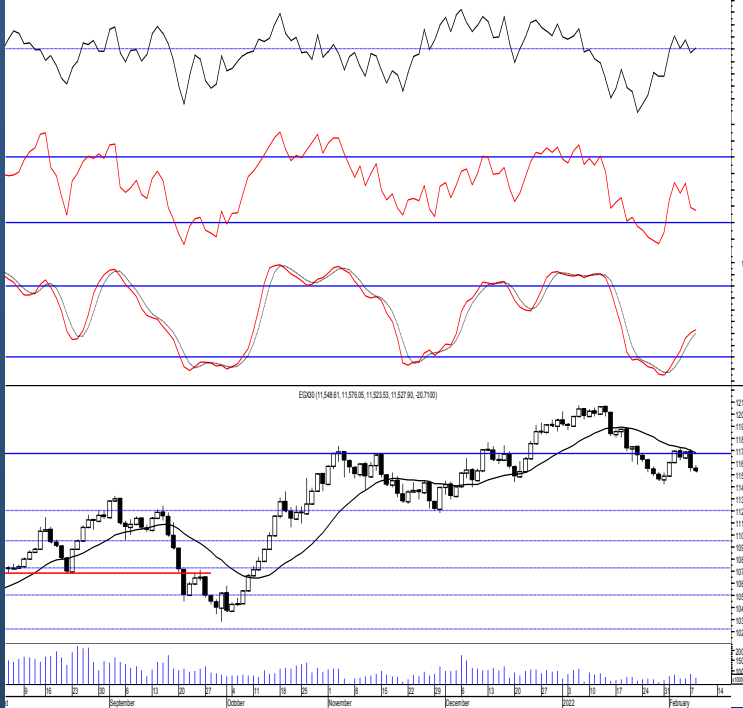
EGX 30 capped

مؤشر EGX 30 Capped  
اليوم - 08/02/2022



Key Levels

Close		13751.18	
Support 1	13800	Resistance 1	14150
Support 2	13550	Resistance 2	14325



Market Commentary:

The EGX30 closed in red after the early failure rebounding attempt as selling pressure remained in control keeping levels unchanged and so for our outlook.

Opened trades should watch the coming resistance level 11675 and may close portions around. Bear in mind that clearing it will give the bullish party the near term technical advantage therefore the market climbs higher easily.

We recommend to be conservative and very selective keeping close stops placed and respected to reduce market risk.

Notice that failing to defend 11440 will put the market under further stress therefore next support level will likely be reached (unexpected).

Close	11527.90	Trend	Dn.-Corr.
Pre. Close	11548.61	Target 1	---
Change	↓ 20.71 ( 0.18% )	Target 2	---
Day's range	11576.05 — 11523.53	Stop-loss	11200
52week's high	12069.23	52week's low	9769.18

Disclaimer

- This publication has been prepared by Blom Egypt Securities for information purposes only.
- It is not intended as an offer to buy or sell or a solicitation of an offer to buy or sell the securities mentioned.
- The information & opinions in this publication were prepared by Blom Egypt Securities research department accepts no liability or legal responsibility for losses & damages incurred arising from the use of this publication or its contents.

**Blom Egypt Securities**  
Samir M. Azmi, CFTe, CETA  
Senior Technical Analyst  
samir.azmi@blomsecurities.com



**Commercial international bank (COMI.CA):**

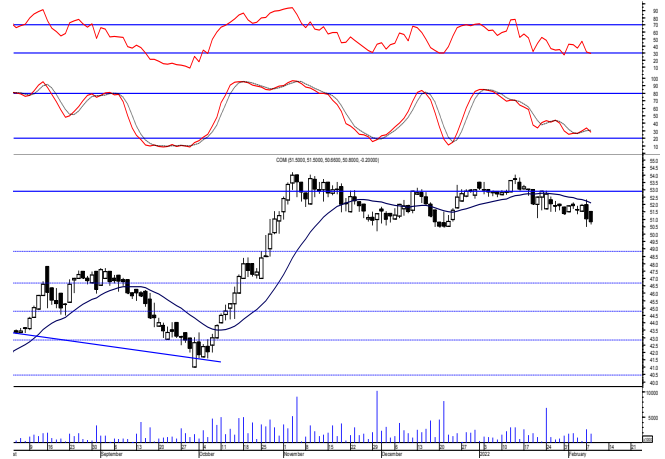
Prices witnessed a failure rebounding attempt ahead of trading but selling pressure kept the close in red within the same range.

Notice that technical indicators are not clear and cannot be anticipated.

We still recommend to wait for a successful breakout to the resistance level 52.80. On the other hand existing positions, hold watching the mentioned supports very carefully.

Support levels: 50.20, 48.80

Resistance levels: 51.60, 52.80



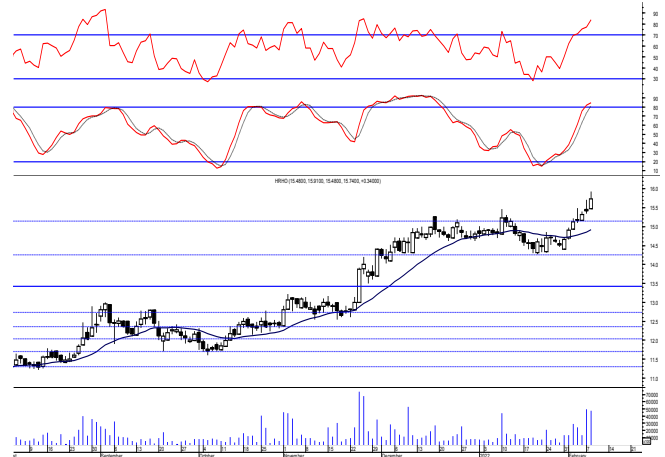
**Hermes Holding (HRHO.CA):**

Prices managed to contain Monday's selling pressure closing in green keeping everything in place. Our targets are still 16.35 & 17.40 where may use to trade gradually on.

We recommend to keep stops placed and respected below 15.25 as failing to defend in any decline will bring back prices to the same old range indicating weakness.

Support levels: 15.25, 14.45

Resistance levels: 16.35, 17.40



**El-Ezz steel rebar's' (ESRS.CA):**

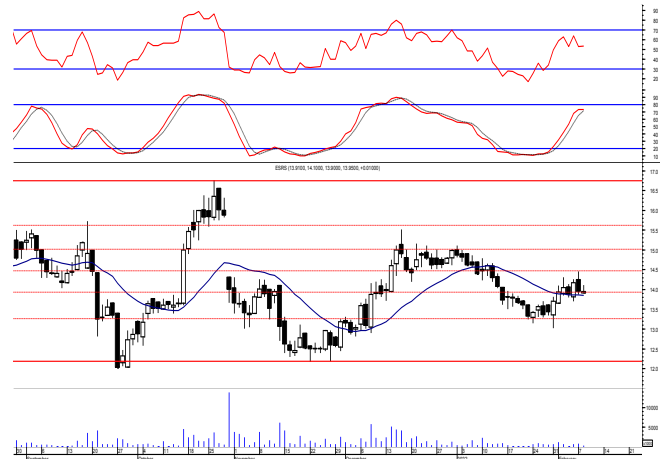
Prices remained narrowly flat closing slightly positive within the same range.

Notice that clearing 14.50 will give a chance for a new trades to be tried as rally will continue to the next resistance zone & may extend to the prominent resistance level 15.60

We recommend using trailing stop strategy to reduce market risk and defend profits.

Support levels: 13.80, 13.20

Resistance levels: 14.50, 15.00-15.10



**Disclaimer**

- This publication has been prepared by Blom Egypt Securities for information purposes only.
- It is not intended as an offer to buy or sell or a solicitation of an offer to buy or sell the securities mentioned.
- The information & opinions in this publication were prepared by Blom Egypt Securities research department accepts no liability or legal responsibility for losses & damages incurred arising from the use of this publication or its contents.

**Blom Egypt Securities**  
**Samir M. Azmi, CFTe, CETA**  
 Senior Technical Analyst  
[samir.azmi@blomsecurities.com](mailto:samir.azmi@blomsecurities.com)



Most active Stocks

Daily Technical Analysis Report

9 Feb, 2022

Stock Name (Reuters' Code)	Close	Trend	T1	T2	Support	Resistance	SL	Triggers	
								Lower	Upper
<b>Building Materials &amp; Construction</b>									
Arabian Cement (ARCC.CA)	4.53	Dn.-Corr.	—	—	4.35	4.70	3.60	—	—
GB Auto (AUTO.CA)	5.55	Dn.-Corr.	5.85√	6.55	5.25	5.85	4.35	—	—
El Ezz Steel Rebar's (ESRS.CA)	13.95	Up-Corr.	—	—	13.80	14.50	13.20	—	—
Orascom Construction (ORAS.CA)	73.51	Dn.-Corr.	—	—	73.25	76.10	70.50	—	—
South Valley Cement (SVCE.CA)	1.46	Dn.-Corr.	—	—	1.36	1.48	1.36	—	—
Elsweddy Cables (SWDY.CA)	9.40	Dn.-Corr.	—	—	9.40	9.70	8.60	—	—
Upper Egypt General Contracting (UEGC.CA)	0.651	Up-Corr.	—	—	0.63	0.68	0.63	—	—
<b>Chemicals</b>									
Abu-Qir Fertilizers (ABUK.CA)	20.78	Dn.-Corr.	—	—	20.40	21.00	17.90	—	—
Egyptian Financial & Indust. (EFIC.CA)	13.76	Up-Corr.	—	—	13.60	14.20	12.65	—	—
Egyptian Chemical Industries-Kima (EGCH.CA)	3.78	Up-Corr.	—	—	3.55	3.85	3.40	—	—
<b>Communications</b>									
Telecom Egypt (ETEL.CA)	17.15	Dn.-Corr.	—	—	16.50	17.55	15.80	—	—
Fawry For Banking Tech. & Electronic Payment (FWRY.CA)	9.45	Bearish	—	—	9.20	10.15	—	—	—
Orascom Investment Holding (OIH.CA)	0.236	Up-Corr.	—	—	0.225	0.24	0.20	—	—
<b>Financial Services</b>									
Abu Dhabi International Bank (ADIB.CA)	13.50	Up-Corr.	—	—	13.10	13.50	11.85	—	—
Arabian For Investments & Development (AIH.CA)	0.393	Bullish	0.41	0.435	0.385	0.41	0.35	—	—
Amer Holding Group (AMER.CA)	0.95	Up-Corr.	—	—	0.925	0.975	0.85	—	—
Credit Agricole (CIEB.CA)	8.54	Bullish	8.45√	9.15	8.45	9.15	7.80	—	—
Commercial International Bank (COMI.CA)	50.80	Dn.-Corr.	—	—	50.20	51.60	50.20	—	—
Export Development Bank Of Egypt (EXPA.CA)	9.06	Up-Corr.	—	—	9.15	9.70	8.60	—	—
<b>Holding Companies</b>									
B Investments Holdings (BINV.CA)	10.42	Up-Corr.	—	—	10.40	11.00	9.80	—	—
Citadel Capital (CCAP.CA)	1.448	Bullish	1.43√	1.52	1.43	1.52	1.30	—	—
Kuwaiti Holding (EKHO.CA)	1.39	Dn.-Corr.	—	—	1.342	1.405	1.22	—	—
Hermes Holding (HRHO.CA)	15.74	Bullish	16.35	17.40	15.25	16.35	11.25	—	—
MM Group For Industry & International Trade (MTIE.CA)	7.10	Dn.-Corr.	—	—	7.15	7.65	6.60	—	—
Orascom Financial Holding (OFH.CA)	0.228	Up-Corr.	—	—	0.208	0.23	0.208	—	—
<b>Housing &amp; Real Estate</b>									
Egyptian For Tourism Resorts (EGTS.CA)	1.515	Up-Corr.	—	—	1.465	1.63	1.23	—	—
El-shams Housing (ELSH.CA)	7.72	Up-Corr.	—	—	7.80	8.40	7.40	—	—
Emaar Holding (EMFD.CA)	2.95	Bullish	3.00√	3.20	2.80	3.10	2.70	—	—
Heliopolis Housing & Development (HELI.CA)	6.38	Dn.-Corr.	—	—	6.35	6.90	5.70	—	—
Medinet Nasr For Housing & Deve. (MNHD.CA)	2.83	Up-Corr.	—	—	2.72	2.90	2.52	—	—
Palm Hills Development Co. (PHDC.CA)	1.821	Up-Corr.	—	—	1.74	1.83	1.65	—	—
Talaat Mustafa Group Holding (TMGH.CA)	9.00	Bullish	10.05	11.15	8.90	10.05	8.20	—	—
<b>Mining &amp; Gas</b>									
Alexandria Mineral Oils Co. (AMOC.CA)	3.78	Dn.-Corr.	—	—	3.75	3.90	3.33	—	—
Sidi Kerir Petrochemicals (SKPC.CA)	7.66	Up-Corr.	—	—	7.20	7.75	6.30	—	—
<b>Textiles &amp; Clothes</b>									
Arab Co. For Asset Management & Deve. (ACAMD.CA)	0.46	Up-Corr.	—	—	0.445	0.485	0.42	—	—
Arab Cotton Ginning (ACGC.CA)	1.661	Up-Corr.	—	—	1.67	1.755	1.455	—	—
Oriental Weavers (ORWE.CA)	8.53	Dn.-Corr.	—	—	8.55	9.15	8.07	—	—
<b>Other Sectors</b>									
Egyptian Media Production City (MPRC.CA)	5.60	Up-Corr.	—	—	5.55	5.85	4.80	—	—
Orascom Holding Development (ORHD.CA)	5.46	Up-Corr.	—	—	5.15	5.55	5.15	—	—
Delta Sugar (SUGR.CA)	14.67	Up-Corr.	—	—	14.60	15.50	13.30	—	—
United Arab Shipping (UASG.CA)	0.926	Up-Corr.	—	—	0.915	0.985	0.80	—	—

Disclaimer

- This publication has been prepared by Blom Egypt Securities for information purposes only.
- It is not intended as an offer to buy or sell or a solicitation of an offer to buy or sell the securities mentioned.
- The information & opinions in this publication were prepared by Blom Egypt Securities research department accepts no liability or legal responsibility for losses & damages incurred arising from the use of this publication or its contents.

**Blom Egypt Securities**  
Samir M. Azmi, CFTe, CETA  
Senior Technical Analyst  
samir.azmi@blomsecurities.com



### Guidelines for using BLOM daily Technical Analysis Report

<b><u>Close:</u></b>	Is recorded as the last trade in the session.
<b><u>Trend:</u></b>	
<b>Bullish :</b>	The strategy is to buy the dips.
<b>Bearish :</b>	The strategy is to sell the rallies.
<b>Flat :</b>	The strategy is to trade the range between the triggers.
<b>Up-Corr. :</b>	A move against the major trend when it is down.
<b>Dn.-Corr. :</b>	A move against the major trend when it is up.
<b><u>Targets :</u></b>	Take some profit by reducing a portion of the position whenever a price target is been hit.
<b><u>Support :</u></b>	A level below market price (previous lows) where buyers showed strength, in a bull market buy near the support and don't sell on the resistance. A break below the Support is considered to be a bearish sign.
<b><u>Resistance :</u></b>	A level above market price (previous highs) where sellers showed strength, in a bear market sell near the resistance level and don't buy on the support. A break above the resistance is considered to be a bullish sign.
<b><u>Stop Loss :</u></b>	Must exit the current position whenever the closing price is (1% to 2%) below the stop loss and confirmed by volume.
<b><u>Triggers :</u></b>	The range between the lower trigger and the upper is used for trading, break of any of them, the move would continue in the same direction.
<b><u>Yellow rows:</u></b>	indication that the stock closed below/above support, stop-loss, or resistance but the break is not confirmed yet.

#### Disclaimer

- This publication has been prepared by Blom Egypt Securities for information purposes only.
- It is not intended as an offer to buy or sell or a solicitation of an offer to buy or sell the securities mentioned.
- The information & opinions in this publication were prepared by Blom Egypt Securities research department accepts no liability or legal responsibility for losses & damages incurred arising from the use of this publication or its contents.

**Blom Egypt Securities**  
**Samir M. Azmi, CFTe, CETA**  
**Senior Technical Analyst**  
[samir.azmi@blomsecurities.com](mailto:samir.azmi@blomsecurities.com)