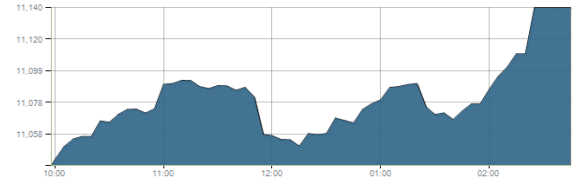




Indices intraday trends

EGX 30

مؤشر EGX 30  
اليوم - 13/09/2021

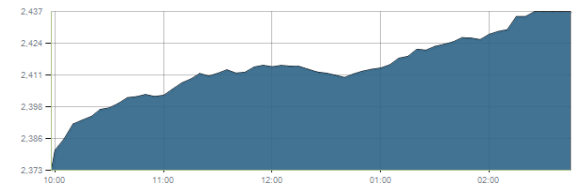


Key Levels

Support 1	10950-10850	Resistance 1	11200
Support 2	10680	Resistance 2	11430

EGX 50 EWI

مؤشر EGX 50 EWI  
اليوم - 13/09/2021

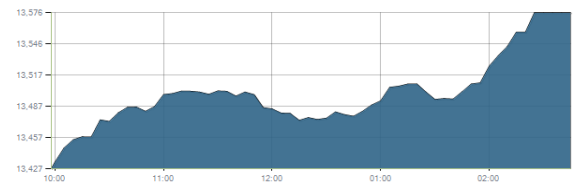


Key Levels

Close		2436.76	
Support 1	2385	Resistance 1	2450
Support 2	2310	Resistance 2	2560

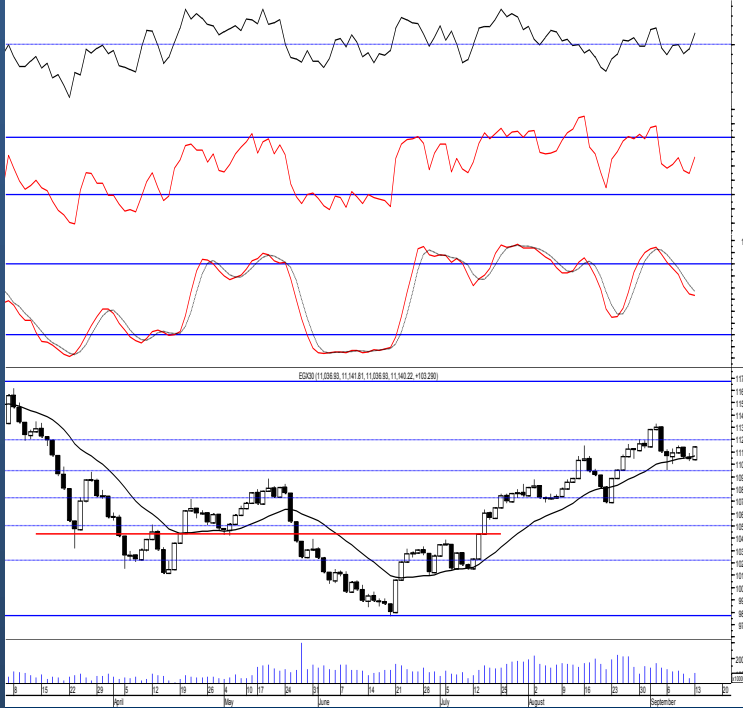
EGX 30 capped

مؤشر EGX 30 Capped  
اليوم - 13/09/2021



Key Levels

Close		13576.42	
Support 1	13400	Resistance 1	13800
Support 2	13130	Resistance 2	14140



Market Commentary:

The EGX30 witnessed a slight upward move approaching our important resistance level 11200 where as we said breaking it only will turn our market view into positive. Trading flat within the mentioned levels is still expected where we may conservatively use for quick trades keeping close stops. Yet, levels are still the same and so for our outlook, the upside expectations will only be by clearing 11200. It is very important to watch any violated stop to avoid any further decline while new positions are advised to wait for a confirmed buy signal to react safely on.

Close	11140.22	Trend	Up-Corr.
Pre. Close	11036.93	Target 1	—
Change	↑ 103.29 ( 0.94% )	Target 2	—
Day's range	11036.93 — 11141.81	Stop-loss	10680
52week's high	11675.69	52week's low	9769.18.18

Disclaimer

- This publication has been prepared by Blom Egypt Securities for information purposes only.
- It is not intended as an offer to buy or sell or a solicitation of an offer to buy or sell the securities mentioned.
- The information & opinions in this publication were prepared by Blom Egypt Securities research department accepts no liability or legal responsibility for losses & damages incurred arising from the use of this publication or its contents.

**Blom Egypt Securities**  
Samir M. Azmi, CFTe, CETA  
Senior Technical Analyst  
samir.azmi@blomsecurities.com

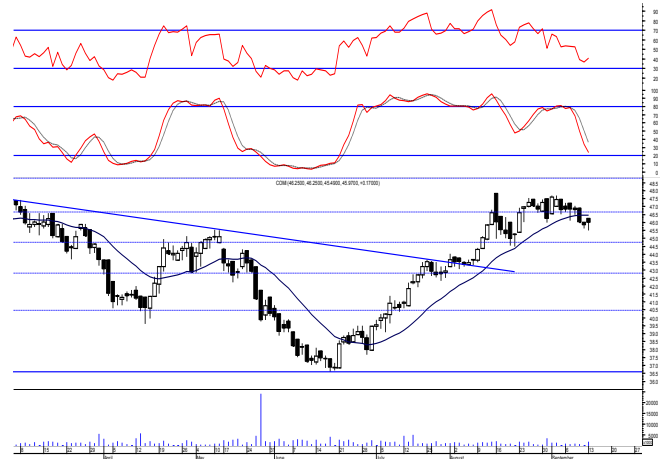


**Commercial international bank (COMI.CA):**

Prices remained narrowly flat as quiet balanced performance dominated closing slightly positive keeping everything in place. As we said, bears gained back the short term technical advantage by violating the support level 46.65 which acts now as resistance.

We recommend staying on cash watching the coming support level 44.70 where we may open new trades on but should be supported by confirmed positive signals to react safely on.

Support levels: 44.70, 42.30  
Resistance levels: 46.65, 48.80

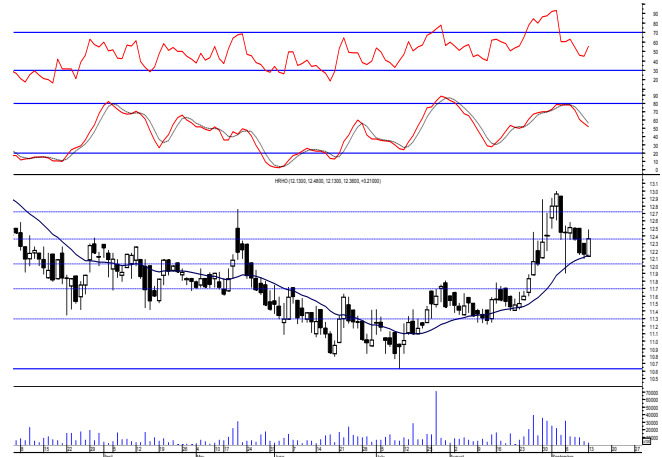


**Hermes Holding (HRHO.CA):**

Prices witnessed a slight upward move after managing to bounce from the support level 12.10 where as we said we should keep watching.

Existing positions are advised to hold keeping stops placed and respected below 11.25 as any decline below will give back the hand to selling party.

Support levels: 12.10, 11.70  
Resistance levels: (12.60-12.75), (13.25-13.40)



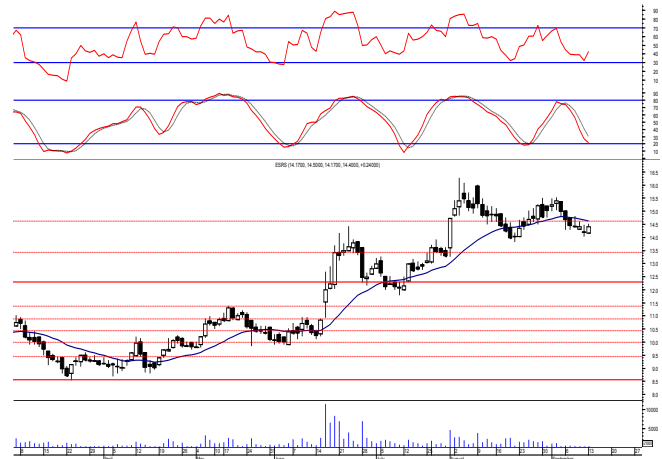
**El-Ezz steel rebar's' (ESRS.CA):**

Prices witnessed an attempt to restore our mentioned support zone but closed on it's lower boundary so everything is in place.

As we said, our Protective stop should be activated as reaching the previous reached low is expected near 13.80 any may extend reaching our support level 13.40.

New trades are advised to wait for a confirmed buy signal to react safely on.

Support levels: 13.40, 12.30  
Resistance levels: (14.40-14.65), 16.00



**Disclaimer**

- This publication has been prepared by Blom Egypt Securities for information purposes only.
- It is not intended as an offer to buy or sell or a solicitation of an offer to buy or sell the securities mentioned.
- The information & opinions in this publication were prepared by Blom Egypt Securities research department accepts no liability or legal responsibility for losses & damages incurred arising from the use of this publication or its contents.

**Blom Egypt Securities**  
**Samir M. Azmi, CFTe, CETA**  
**Senior Technical Analyst**  
**samir.azmi@blomsecurities.com**



Most active Stocks

Daily Technical Analysis Report

14 Sep, 2021

Stock Name (Reuters' Code)	Close	Trend	T1	T2	Support	Resistance	SL	Triggers	
								Lower	Upper
<b>Building Materials &amp; Construction</b>									
Arabian cement (ARCC.CA)	4.58	Bearish	—	—	4.10	4.60	—	—	—
El Ezz Steel Rebar's (ESRS.CA)	14.40	Dn.-Corr.	—	—	13.40	14.65	11.40	—	—
GB auto (AUTO.CA)	4.00	Dn.-Corr.	—	—	3.95	4.20	3.75	—	—
Orascom construction (ORAS.CA)	75.00	Bullish	78.25√	81.85	74.80	78.25	68.50	—	—
South Valley Cement (SVCE.CA)	2.17	Dn.-Corr.	—	—	1.95	2.20	1.95	—	—
Elsweddy Cables (SWDY.CA)	8.27	UP-Corr.	—	—	7.90	8.40	7.40	—	—
Upper Egypt general contracting (UEGC.CA)	0.775	Dn.-Corr.	—	—	0.765	0.79	0.73	—	—
<b>Chemicals</b>									
Abu-Qir fertilizers (ABUK.CA)	18.83	Up-Corr.	—	—	18.30	19.70	18.30	—	—
Egyptian Financial & Indust. (EFIC.CA)	13.73	Dn.-Corr.	—	—	12.85	14.00	12.85	—	—
Egyptian chemical industries-Kima (EGCH.CA)	4.46	Dn.-Corr.	—	—	4.20	4.47	4.20	—	—
<b>Communications</b>									
Fawry for banking tech. & electronic payment (FWRY.CA)	16.90	Up-Corr.	—	—	16.45	16.90	15.45	—	—
Orascom investment holding (OIH.CA)	0.233	Dn.-Corr.	—	—	0.215	0.235	0.192	—	—
Telecom Egypt (ETEL.CA)	14.50	Dn.-Corr.	15.20√	16.60	14.30	15.70	12.90	—	—
<b>Financial Services</b>									
Abu Dhabi International Bank (ADIB.CA)	14.51	Bearish	—	—	13.80	14.80	—	—	—
Arabian for investments & development (AIH.CA)	0.481	Up-Corr.	—	—	0.435	0.485	0.403	—	—
Amer holding group (AMER.CA)	0.889	Up-Corr.	—	—	0.865	0.91	0.78	—	—
Commercial International Bank (COMI.CA)	45.97	Dn.-Corr.	—	—	44.70	46.65	42.30	—	—
Export development bank of Egypt (EXPA.CA)	10.82	Dn.-Corr.	—	—	10.55	11.00	9.90	—	—
<b>Holding Companies</b>									
Citadel capital (CCAP.CA)	1.209	Up-Corr.	—	—	1.16	1.23	1.09	—	—
Hermes Holding (HRHO.CA)	12.36	Dn.-Corr.	—	—	12.10	12.75	11.25	—	—
Kuwaiti Holding (EKHO.CA)	1.168	Bullish	1.13√	1.19	1.15	1.23	0.96	—	—
MM group for industry & international trade (MTIE.CA)	7.54	Dn.-Corr.	—	—	7.30	7.80	7.30	—	—
Orascom financial holding (OFH.CA)	0.276	Dn.-Corr.	—	—	0.275	0.31	0.275	—	—
Pioneers holding (PIOH.CA)	6.00	Dn.-Corr.	—	—	5.45	6.10	4.80	—	—
<b>Housing &amp; Real Estate</b>									
Egyptian For Tourism Resorts (EGTS.CA)	2.33	Dn.-Corr.	—	—	2.10	2.37	1.95	—	—
Elshams housing (ELSH.CA)	12.49	Up-Corr.	—	—	12.00	13.80	10.00	—	—
Emaar holding (EMFD.CA)	2.47	Dn.-Corr.	—	—	2.42	2.50	2.28	—	—
Heliopolis housing & development (HELI.CA)	5.69	Dn.-Corr.	—	—	5.55	5.90	4.85	—	—
Medinet Nasr for housing & Deve. (MNHD.CA)	3.00	Up-Corr.	—	—	2.90	3.05	2.90	—	—
6th. October Deve. Inv. (OCDI.CA)	18.01	Dn.-Corr.	—	—	17.90	18.60	15.70	—	—
Palm hills development Co. (PHDC.CA)	2.035	Bullish	2.03√	2.11	1.96	2.03	1.60	—	—
Talaat Mustafa group holding (TMGH.CA)	7.54	Dn.-Corr.	—	—	7.25	7.50	6.30	—	—
<b>Mining &amp; Gas</b>									
Alexandria Mineral Oils Co. (AMOC.CA)	3.55	Dn.-Corr.	—	—	3.50	3.62	3.20	—	—
Sidi Kerir Petrochemicals (SKPC.CA)	9.75	Bearish	—	—	9.30	10.30	—	—	—
<b>Textiles &amp; Clothes</b>									
Arab Co. for asset management & Deve. (ACAMD.CA)	0.659	Up-Corr.	—	—	0.64	0.705	0.567	—	—
Arab cotton ginning (ACGC.CA)	1.916	Up-Corr.	—	—	1.77	1.95	1.70	—	—
Oriental Weavers (ORWE.CA)	9.19	Bullish	9.25√	9.70	8.90	9.25	7.50	—	—
<b>Other Sectors</b>									
Egyptian Media Production City (MPC.CA)	6.07	Dn.-Corr.	—	—	6.10	6.50	5.90	—	—
Egyptian Transport - Egytrans (ETRS.CA)	14.54	Up-Corr.	—	—	13.60	14.60	13.60	—	—
Orascom holding development (ORHD.CA)	4.97	Up-Corr.	—	—	4.85	5.05	4.64	—	—
United Arab Shipping (UASG.CA)	1.453	Dn.-Corr.	—	—	1.335	1.475	1.15	—	—

Disclaimer

- This publication has been prepared by Blom Egypt Securities for information purposes only.
- It is not intended as an offer to buy or sell or a solicitation of an offer to buy or sell the securities mentioned.
- The information & opinions in this publication were prepared by Blom Egypt Securities research department accepts no liability or legal responsibility for losses & damages incurred arising from the use of this publication or its contents.

**Blom Egypt Securities**  
Samir M. Azmi, CFTe, CETA  
Senior Technical Analyst  
samir.azmi@blomsecurities.com



### Guidelines for using BLOM daily Technical Analysis Report

<b><u>Close:</u></b>	Is recorded as the last trade in the session.
<b><u>Trend:</u></b>	
<b>Bullish :</b>	The strategy is to buy the dips.
<b>Bearish :</b>	The strategy is to sell the rallies.
<b>Flat :</b>	The strategy is to trade the range between the triggers.
<b>Up-Corr. :</b>	A move against the major trend when it is down.
<b>Dn.-Corr. :</b>	A move against the major trend when it is up.
<b><u>Targets :</u></b>	Take some profit by reducing a portion of the position whenever a price target is been hit.
<b><u>Support :</u></b>	A level below market price (previous lows) where buyers showed strength, in a bull market buy near the support and don't sell on the resistance. A break below the Support is considered to be a bearish sign.
<b><u>Resistance :</u></b>	A level above market price (previous highs) where sellers showed strength, in a bear market sell near the resistance level and don't buy on the support. A break above the resistance is considered to be a bullish sign.
<b><u>Stop Loss :</u></b>	Must exit the current position whenever the closing price is (1% to 2%) below the stop loss and confirmed by volume.
<b><u>Triggers :</u></b>	The range between the lower trigger and the upper is used for trading, break of any of them, the move would continue in the same direction.
<b><u>Yellow rows:</u></b>	indication that the stock closed below/above support, stop-loss, or resistance but the break is not confirmed yet.

#### Disclaimer

- This publication has been prepared by Blom Egypt Securities for information purposes only.
- It is not intended as an offer to buy or sell or a solicitation of an offer to buy or sell the securities mentioned.
- The information & opinions in this publication were prepared by Blom Egypt Securities research department accepts no liability or legal responsibility for losses & damages incurred arising from the use of this publication or its contents.

**Blom Egypt Securities**  
**Samir M. Azmi, CFTe, CETA**  
**Senior Technical Analyst**  
[samir.azmi@blomsecurities.com](mailto:samir.azmi@blomsecurities.com)