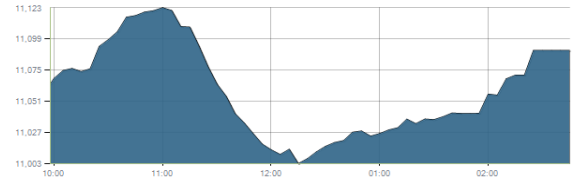




Indices intraday trends

EGX 30

مؤشر EGX 30  
اليوم - 07/09/2021

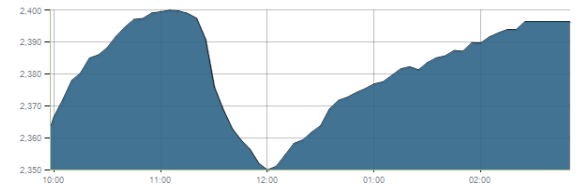


Key Levels

Support 1	10950-10850	Resistance 1	11200
Support 2	10680	Resistance 2	11430

EGX 50 EWI

مؤشر EGX 50 EWI  
اليوم - 07/09/2021

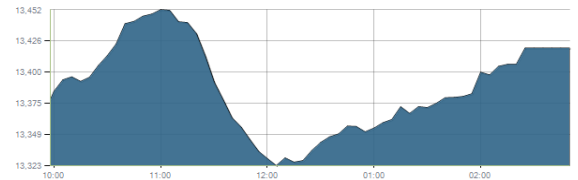


Key Levels

Close		2396.88	
Support 1	2310	Resistance 1	2385
Support 2	2240	Resistance 2	2450

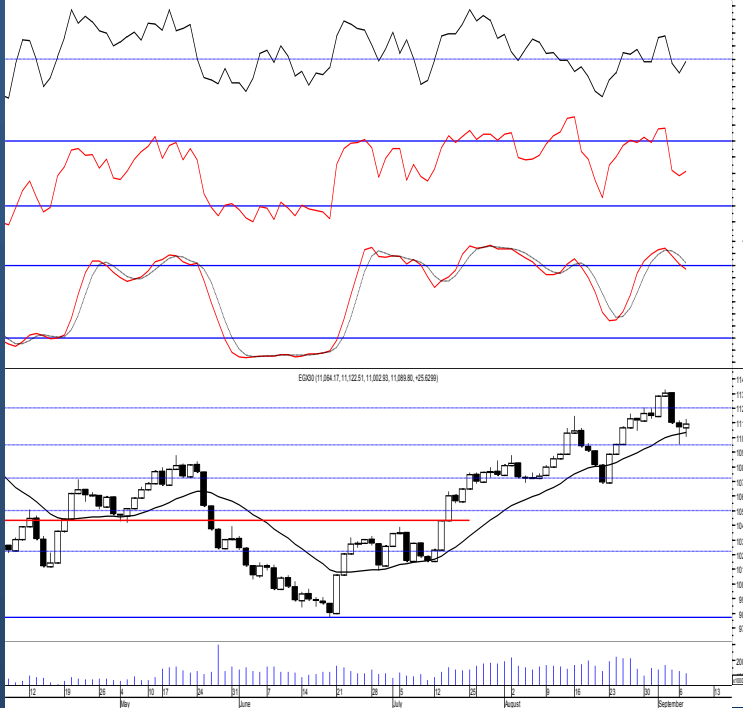
EGX 30 capped

مؤشر EGX 30 Capped  
اليوم - 07/09/2021



Key Levels

Close		13420.39	
Support 1	13130	Resistance 1	13400
Support 2	12940	Resistance 2	13800



Market Commentary:

The EGX30 again fell near the mentioned support zone as we expected where rebounding process took place gaining most of the losses closing in green near the session's high. Trading flat within the mentioned levels is expected where we may conservatively use for quick trades keeping close stops.

Yet, levels are still the same and so for our outlook, the upside expectations will only be by clearing 11200.

It is very important to watch any violated stop to avoid any further decline while new positions are advised to wait for a confirmed buy signal to react safely on.

Close	11089.80	Trend	Up-Corr.
Pre. Close	11064.17	Target 1	---
Change	↑ 25.63 ( 0.23% )	Target 2	---
Day's range	11002.93 — 11122.51	Stop-loss	10680
52week's high	11675.69	52week's low	9769.18.18

Disclaimer

- This publication has been prepared by Blom Egypt Securities for information purposes only.
- It is not intended as an offer to buy or sell or a solicitation of an offer to buy or sell the securities mentioned.
- The information & opinions in this publication were prepared by Blom Egypt Securities research department accepts no liability or legal responsibility for losses & damages incurred arising from the use of this publication or its contents.

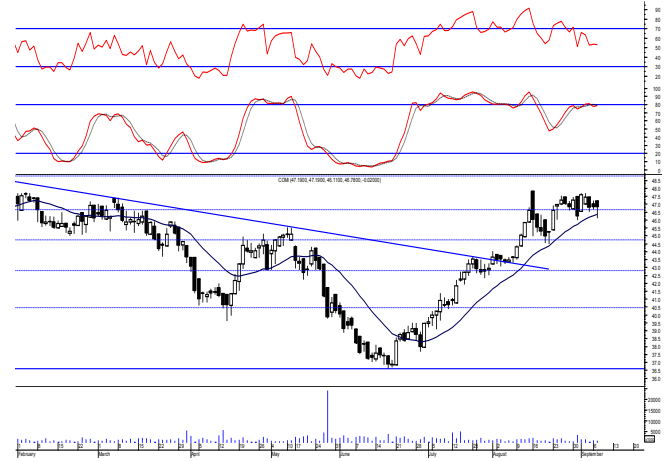
**Blom Egypt Securities**  
Samir M. Azmi, CFTe, CETA  
Senior Technical Analyst  
samir.azmi@blomsecurities.com



**Commercial international bank (COMI.CA):**

Prices witnessed a downward move ahead of trading below the mentioned support level before rebounding process takes place managing to close back above slightly negative leaving levels unchanged and so for our outlook. Defending the support level 46.65 keeps the view positive and will lead to climbing to the old targets at 48.80 & 51.60. Trailing stop strategy should be followed to protect profits and reduce risk

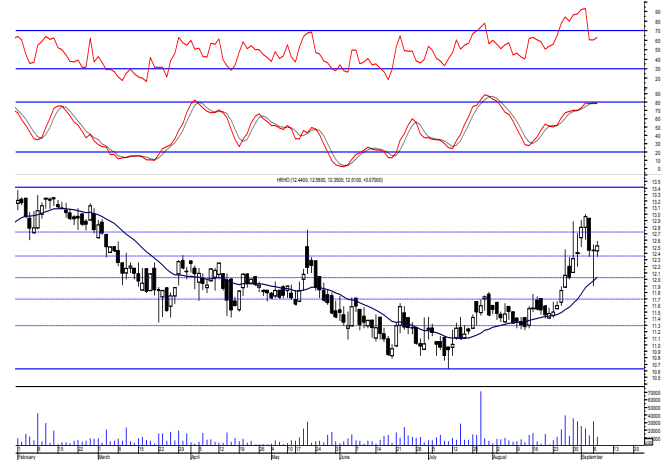
Support levels: 46.65, 44.70  
Resistance levels: 48.80, 51.60



**Hermes Holding (HRHO.CA):**

Prices closed slightly positive on the lower boundary of the mentioned resistance zone. An attempt to restore the zone is expected but should be fueled by increasing volumes to confirm real buying strength which in turn will give the short term technical advantage back to buyers. Existing positions are advised to hold keeping stops placed and respected below 11.25 as any decline below will give back the hand to selling party.

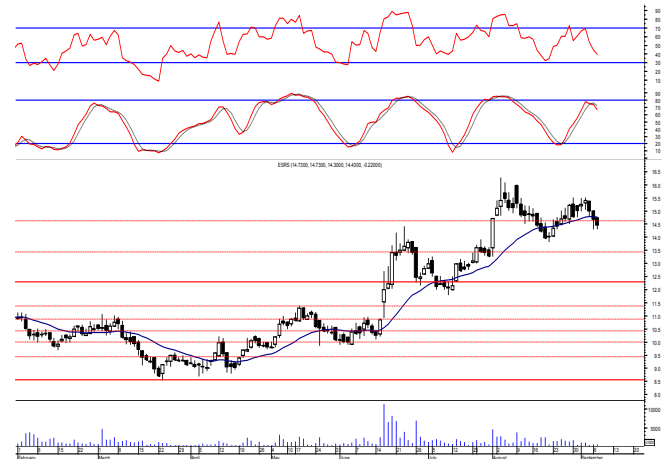
Support levels: 12.10, 11.70  
Resistance levels: (12.60-12.75), (13.25-13.40)



**El-Ezz steel rebar's' (ESRS.CA):**

Prices remained flat within our mentioned support zone closing slightly negative leaving levels unchanged and so for our outlook. We recommend watching the mentioned zone as bullish sentiment will remain intact which as we said will likely push prices higher to retest the previous reached high 16.25 where we may use the range for quick trading. Protective stop should be placed below 14.40.

Support levels: (14.65-14.40), 13.40  
Resistance levels: 16.00, 17.70



**Disclaimer**

- This publication has been prepared by Blom Egypt Securities for information purposes only.
- It is not intended as an offer to buy or sell or a solicitation of an offer to buy or sell the securities mentioned.
- The information & opinions in this publication were prepared by Blom Egypt Securities research department accepts no liability or legal responsibility for losses & damages incurred arising from the use of this publication or its contents.

**Blom Egypt Securities**  
**Samir M. Azmi, CFTe, CETA**  
**Senior Technical Analyst**  
**samir.azmi@blomsecurities.com**



Most active Stocks

Daily Technical Analysis Report

8 Sep, 2021

Stock Name (Reuters' Code)	Close	Trend	T1	T2	Support	Resistance	SL	Triggers	
								Lower	Upper
<b>Building Materials &amp; Construction</b>									
Arabian cement (ARCC.CA)	4.50	Bearish	—	—	4.10	4.60	—	—	—
El Ezz Steel Rebar's (ESRS.CA)	14.43	Dn.-Corr.	—	—	14.40	16.00	11.40	—	—
GB auto (AUTO.CA)	4.10	Bullish	4.20√	4.45	3.95	4.20	3.75	—	—
Orascom construction (ORAS.CA)	75.00	Bullish	78.25√	81.85	74.80	78.25	68.50	—	—
South Valley Cement (SVCE.CA)	2.14	Dn.-Corr.	—	—	1.95	2.20	1.95	—	—
Elsweddy Cables (SWDY.CA)	8.31	UP-Corr.	—	—	8.25	8.65	7.40	—	—
Upper Egypt general contracting (UEGC.CA)	0.797	Dn.-Corr.	—	—	0.79	0.83	0.73	—	—
<b>Chemicals</b>									
Abu-Qir fertilizers (ABUK.CA)	18.70	Up-Corr.	—	—	18.30	19.70	18.30	—	—
Egyptian Financial & Indust. (EFIC.CA)	14.20	Dn.-Corr.	—	—	14.00	14.80	12.85	—	—
Egyptian chemical industries-Kima (EGCH.CA)	4.53	Dn.-Corr.	4.45√	4.95√	4.45	4.95	3.75	—	—
<b>Communications</b>									
Orascom investment holding (OIH.CA)	0.222	Dn.-Corr.	—	—	0.215	0.235	0.192	—	—
Telecom Egypt (ETEL.CA)	14.60	Dn.-Corr.	15.20√	16.60	14.30	15.70	12.90	—	—
<b>Financial Services</b>									
Abu Dhabi International Bank (ADIB.CA)	14.65	Bearish	—	—	13.80	14.80	—	—	—
Arabian for investments & development (AIH.CA)	0.444	Up-Corr.	—	—	0.44	0.48	0.403	—	—
Amer holding group (AMER.CA)	0.86	Up-Corr.	—	—	0.845	0.90	0.78	—	—
Commercial International Bank (COMI.CA)	46.78	Bullish	48.80	51.60	46.65	48.80	42.30	—	—
Export development bank of Egypt (EXPA.CA)	11.00	Dn.-Corr.	—	—	10.95	11.40	9.90	—	—
<b>Holding Companies</b>									
Citadel capital (CCAP.CA)	1.20	Up-Corr.	—	—	1.16	1.23	1.09	—	—
Hermes Holding (HRHO.CA)	12.51	Dn.-Corr.	—	—	12.10	12.75	11.25	—	—
Kuwaiti Holding (EKHO.CA)	1.14	Bullish	1.13√	1.19	1.06	1.15	0.96	—	—
MM group for industry & international trade (MTIE.CA)	7.74	Dn.-Corr.	—	—	7.30	7.80	7.30	—	—
Orascom financial holding (OFH.CA)	0.276	Dn.-Corr.	—	—	0.275	0.31	0.275	—	—
Pioneers holding (PIOH.CA)	5.71	Dn.-Corr.	—	—	5.45	6.10	4.80	—	—
<b>Housing &amp; Real Estate</b>									
Egyptian For Tourism Resorts (EGTS.CA)	2.24	Dn.-Corr.	—	—	2.10	2.37	1.95	—	—
Elshams housing (ELSH.CA)	14.80	Up-Corr.	—	—	13.80	15.10	12.85	—	—
Emaar holding (EMFD.CA)	2.42	Dn.-Corr.	—	—	2.42	2.50	2.28	—	—
Heliopolis housing & development (HELL.CA)	5.68	Dn.-Corr.	—	—	5.55	5.90	4.85	—	—
Medinet Nasr for housing & Deve. (MNHD.CA)	2.97	Up-Corr.	—	—	2.90	3.05	2.90	—	—
6th. October Deve. Inv. (OCDI.CA)	17.33	Dn.-Corr.	—	—	16.80	17.35	15.70	—	—
Palm hills development Co. (PHDC.CA)	1.95	Bullish	2.03√	2.11	1.96	2.03	1.60	—	—
Talaat Mustafa group holding (TMGH.CA)	7.33	Dn.-Corr.	—	—	7.25	7.50	6.30	—	—
<b>Mining &amp; Gas</b>									
Alexandria Mineral Oils Co. (AMOC.CA)	3.56	Dn.-Corr.	—	—	3.50	3.62	3.20	—	—
Sidi Kerir Petrochemicals (SKPC.CA)	9.99	Bearish	—	—	9.30	10.30	—	—	—
<b>Textiles &amp; Clothes</b>									
Arab Co. for asset management & Deve. (ACAMD.CA)	0.589	Up-Corr.	—	—	0.60	0.645	0.60	—	—
Arab cotton ginning (ACGC.CA)	1.90	Up-Corr.	—	—	1.77	1.95	1.70	—	—
Oriental Weavers (ORWE.CA)	8.90	Dn.-Corr.	—	—	8.55	8.90	7.50	—	—
<b>Other Sectors</b>									
Egyptian Media Production City (MPC.CA)	6.30	Dn.-Corr.	—	—	6.10	6.50	5.90	—	—
Egyptian Transport - Egytrans (ETRS.CA)	14.65	Up-Corr.	—	—	14.50	15.10	13.60	—	—
Orascom holding development (ORHD.CA)	4.74	Up-Corr.	—	—	4.60	4.85	—	—	—
United Arab Shipping (UASG.CA)	1.20	Dn.-Corr.	—	—	1.15	1.22	1.15	—	—

Disclaimer

- This publication has been prepared by Blom Egypt Securities for information purposes only.
- It is not intended as an offer to buy or sell or a solicitation of an offer to buy or sell the securities mentioned.
- The information & opinions in this publication were prepared by Blom Egypt Securities research department accepts no liability or legal responsibility for losses & damages incurred arising from the use of this publication or its contents.

**Blom Egypt Securities**  
Samir M. Azmi, CFTe, CETA  
Senior Technical Analyst  
samir.azmi@blomsecurities.com



### Guidelines for using BLOM daily Technical Analysis Report

<b><u>Close:</u></b>	Is recorded as the last trade in the session.
<b><u>Trend:</u></b>	
<b>Bullish :</b>	The strategy is to buy the dips.
<b>Bearish :</b>	The strategy is to sell the rallies.
<b>Flat :</b>	The strategy is to trade the range between the triggers.
<b>Up-Corr. :</b>	A move against the major trend when it is down.
<b>Dn.-Corr. :</b>	A move against the major trend when it is up.
<b><u>Targets :</u></b>	Take some profit by reducing a portion of the position whenever a price target is been hit.
<b><u>Support :</u></b>	A level below market price (previous lows) where buyers showed strength, in a bull market buy near the support and don't sell on the resistance. A break below the Support is considered to be a bearish sign.
<b><u>Resistance :</u></b>	A level above market price (previous highs) where sellers showed strength, in a bear market sell near the resistance level and don't buy on the support. A break above the resistance is considered to be a bullish sign.
<b><u>Stop Loss :</u></b>	Must exit the current position whenever the closing price is (1% to 2%) below the stop loss and confirmed by volume.
<b><u>Triggers :</u></b>	The range between the lower trigger and the upper is used for trading, break of any of them, the move would continue in the same direction.
<b><u>Yellow rows:</u></b>	indication that the stock closed below/above support, stop-loss, or resistance but the break is not confirmed yet.

#### Disclaimer

- This publication has been prepared by Blom Egypt Securities for information purposes only.
- It is not intended as an offer to buy or sell or a solicitation of an offer to buy or sell the securities mentioned.
- The information & opinions in this publication were prepared by Blom Egypt Securities research department accepts no liability or legal responsibility for losses & damages incurred arising from the use of this publication or its contents.

**Blom Egypt Securities**  
**Samir M. Azmi, CFTe, CETA**  
**Senior Technical Analyst**  
[samir.azmi@blomsecurities.com](mailto:samir.azmi@blomsecurities.com)